

Ultra Lux - 480W

180LM/W

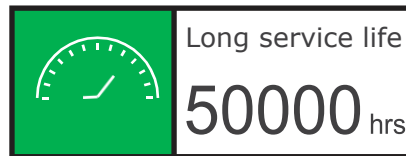
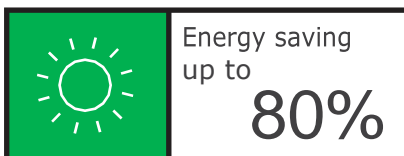


Features:

- High lumen
- Easy combination
- Adjustable module
- IP66 & IK10

Areas of application:

Large stadiums, Airports, Parking lots, Terminals, Tennis court, Golf course, Power stations, Commercial parks etc.



CE CB RoHS



1 Parameter



Wattage	CRI	Power Factor
480W (240W+240W)	Ra>70/80	>0.95
Operating Temp	IP & IK Grade	Luminous Flux
-40°C ~55°C	IP66 & IK10	86,400LM
Beam Angle	Rated Voltage	

30°/60°/90°
Asymmetric G4

AC 100-240V 277V~,
50/60Hz

2 Beam angle



30°



60°



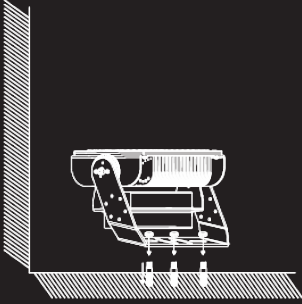
90°



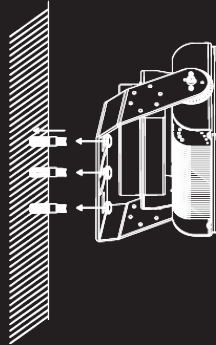
Asymmetric G4

3 Installation


① Ground Installation



② Wall Installation



③ Pole Installation



④ Ceiling Installation



4 Dimensions

