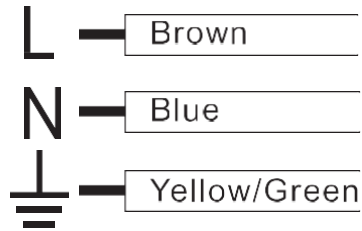
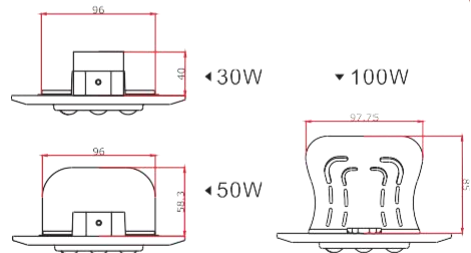
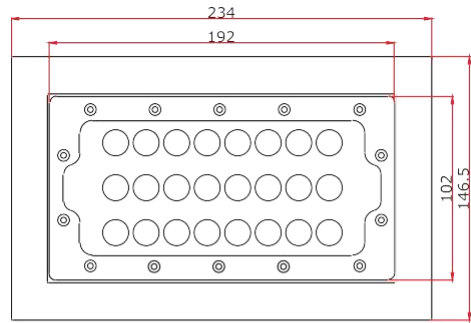
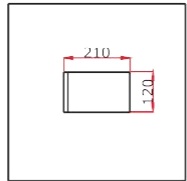


Installation Steps

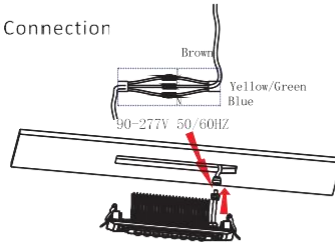


AC 100-240V 277V~
50/60Hz


① Cutting holes in the ceiling,
244mm*136mm



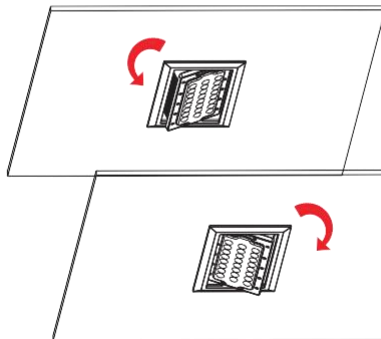
② Connection



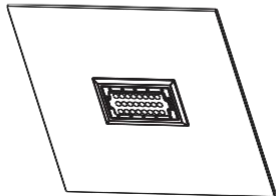
③ Put the lamp into the hole.



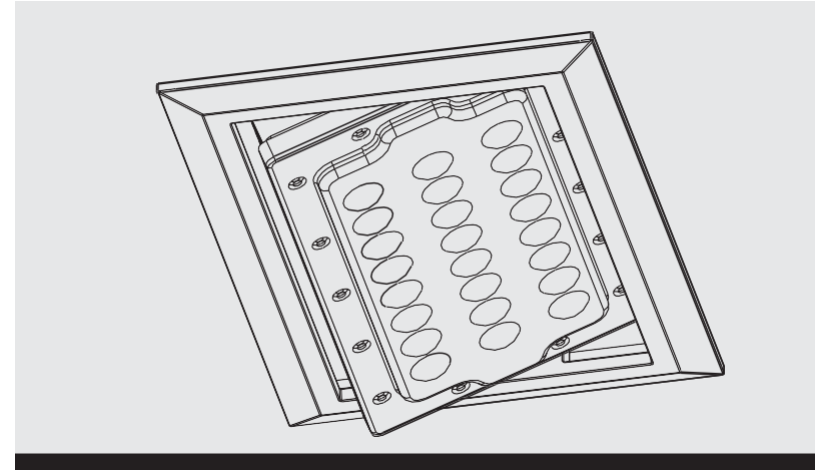
⑤ Adjust the beamangle according to
different usage



④ Fixation



Installation Instructions



LED Down Light
30W/50W/100W

Scope of Application

With unique high-brightness SMD chips, high-purity aluminium heats sinks, high-efficiency constant current and constant voltage power drivers, this LED down light is designed for Showroom, automobiles show, jewelry display, clothing store, supermarkets, museum, hotel, Business area, exhibition halls, gallery and similar applications, etc.

Technical Parameters

Electrical Parameters	CCT	2700-6500K	Power Factor	> 0.95
	IP Grade	IP65	Working Life	50,000 hours
	LED Flux	170LM/W \pm 5%(100W) 150LM/W \pm 5% (30/50W)	Input Voltage	AC 100-240V 277V~, 50/60Hz
			Working Temperature	-40℃~60℃
Lamp Power	Lamp Luminous Flux		Lamp Size (mm)	Net Weight (kg)
30W	4,500LM \pm 5%		234*146.5*55.3	1 \pm 5%
50W	7,500LM \pm 5%		234*146.5*71	1.3 \pm 5%
100W	17,000LM \pm 5%		234*146.5*99	1.7 \pm 5%

Trouble Shooting

- * Please don't disassemble light without being authorized staff only.
- * Please report us the abnormality in time.

Problem	Possible Cause	Solutions
LEDs stop working	The power line/plug is improperly connected.	Reconnect the power cable/plug.
	Power failure.	Check the circuit.
	Fault with LED driver.	Replace with new driver.
	Damage to LED chips.	Replace with new LEDs board.
LEDs flash on and off	The output of the driver is abnormal.	Replace with new driver.
	The LED chip breaks down.	Replace with new LED board.
	Voltage instability.	Power-off and check the power supply.

Warning



Follow The Installation Instructions




Certified Installer



No Live Line Work




Power-Off In Accident



Use Original Parts



Use Waterproof Wiring



Not Suitable For Underwater Use



-40°C~60°C Working Temperature



Keep Away From Chemical