

D04G-50W

160LM/W

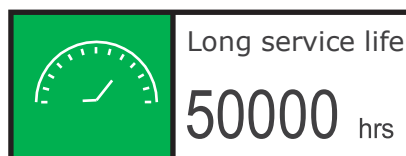
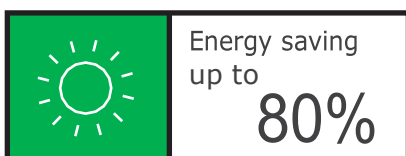


Features:

- High lumen
- Replaceable lens
- Adjustable module
- Aluminum cooling fin
- IP Grade: IP66

Areas of application:

Sports fields / Parking lot / Warehouse / Construction site /
Factory / Petrol station / Harbor / Loading dock etc.



RoHS



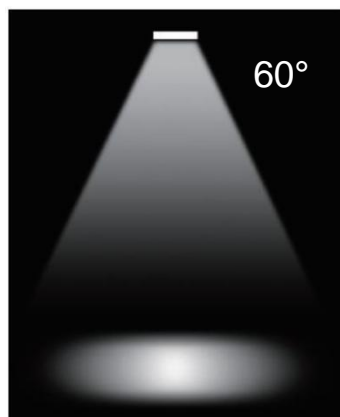
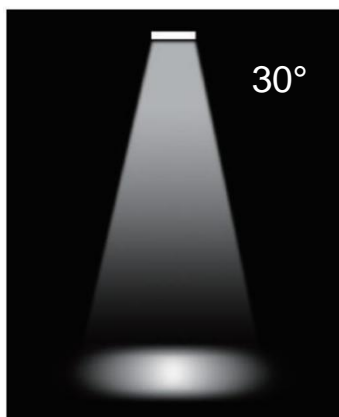


1 Parameter

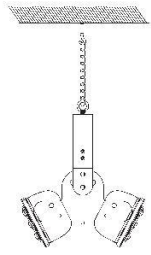


Wattage	CRI	Power Factor
50W	Ra>70	>0.95
Operating Temp	IP Grade	Luminous Flux
-40°C ~ 60°C	IP65	8000LM
Beam Angle	Rated Voltage	
X-135°,Y-65° 30°/60°/120°	AC100-240V 277V~, 50/60Hz	

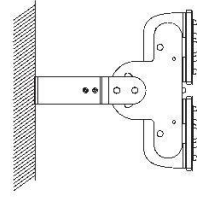
2 Beam angle



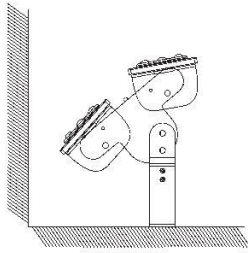
3 Installation



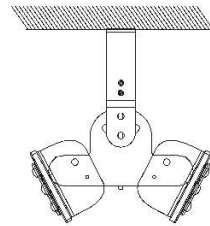
Suspended installation



Wall installation



Ground installation



Ceiling installation

4 Measurements

