

TECHNICAL DATA

Application	surrounding office buildings, parks, pedestrians, parkings
Assembly	pole top mounted $\varnothing 60 \times 80$ mm
Colour	inox / graphite
Ingress protection	IP 66 for the optical part and the driver
Optical system	PMMA optics
Material	anodised aluminium alloy
Expected useful lifetime	L90B10 - 100 000 h
CRI	>70
Input voltage frequency	50/60Hz
Power factor	≥ 0.95
Number of LED	16
Control system	Luminaire has the possibility to connect to an external control system via DALI interface (optionally via analog signal 1- 10V).

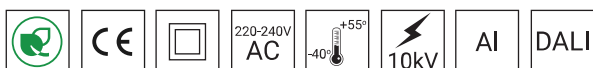


TABLE OF TYPES

Code	Symbol	LED power	Luminaire power consumption	LED forward current	Colour temperature (CCT)	LEDs luminous flux ¹	Luminaire luminous flux ¹	Luminous efficacy ¹	Unit volume	Net weight
214432/1	MIZAR LED 36	36 W	41 W	750 mA	2700 K	5300 lm	4850 lm	118 lm/W	0.172 m ³	9.6 kg
214432/3	MIZAR LED 36	36 W	41 W	750 mA	3500 K	5450 lm	5050 lm	123 lm/W	0.172 m ³	9.6 kg
214432/4	MIZAR LED 36	36 W	41 W	750 mA	4000 K	6300 lm	5750 lm	140 lm/W	0.172 m ³	9.6 kg
214432/6	MIZAR LED 36	36 W	41 W	750 mA	5000 K	6300 lm	5750 lm	140 lm/W	0.172 m ³	9.6 kg
214433/1	MIZAR LED 48	48 W	55 W	1000 mA	2700 K	6600 lm	6150 lm	111 lm/W	0.172 m ³	9.6 kg
214433/3	MIZAR LED 48	48 W	55 W	1000 mA	3500 K	6900 lm	6400 lm	116 lm/W	0.172 m ³	9.6 kg
214433/4	MIZAR LED 48	48 W	55 W	1000 mA	4000 K	7800 lm	7200 lm	131 lm/W	0.172 m ³	9.6 kg
214433/6	MIZAR LED 48	48 W	55 W	1000 mA	5000 K	7800 lm	7200 lm	131 lm/W	0.172 m ³	9.6 kg

1) tolerance +/- 5% due to LEDs accuracy

DIRECTIVES AND STANDARDS

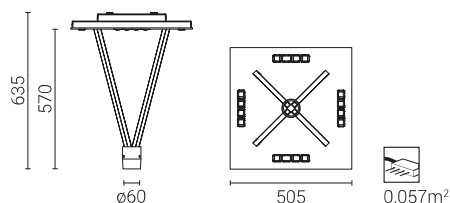
DIRECTIVES: 2014/35/UE (Official Journal of the UE L 96/357 29.03.2014), 2014/30/UE (Official Journal of the UE L 96/79 29.03.2014), 2011/65/UE, 2009/125/EC
STANDARDS: PN-EN 60598-1: 2015, PN-EN 60598-2-3: 2006, PN-EN 60529: 2003, PN-EN 62262: 2003, PN-EN 62471:2010, PN-EN 55015: 2013, PN-EN 61547: 2009, PN-EN 61000-3-2: 2014, PN-EN 61000-3-3: 2013

CHARGING DISCHARGE FROM THE LED LUMINAIRE HOUSING

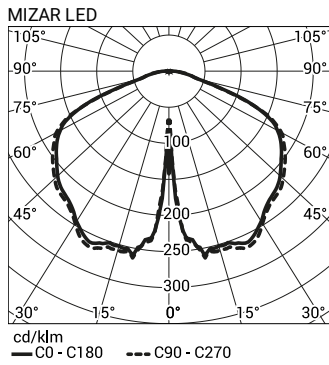
In order to efficient discharge the electrostatic charge from the housing of LED fitting installed on the pole from dielectric material (non-conductive) one of the following solutions is required:

- functional grounding
- LED luminaire with an additional protection device

TECHNICAL DRAWING



PHOTOMETRIC CURVES



POWER SYSTEM FUNCTIONS

Luminaire in standard has following functions of intelligent power supply:

- Connection to outside control system by DALI interface (operation of analog signal 1-10V as an option),
- Possibility of programming multistage dimming of luminaire, up to 5 intervals in the range of from 10 to 100% of nominal power,
- Temperature protection of LED module (from overheating) in case of unintentional luminaire operation during the,
- Regulation of power / luminous flux – the option of setting another value than the catalogue in the range of 30-100% of nominal one,

ACCECTABLE QUANTITY OF LUMINAIRES ON ONE CIRCUIT

Overcurrent switches MCB type B or C

Luminaire	Typ	2A	4A	6A	10A	16A	20A	25A
MIZAR LED	B	1	2	4	6	11	13	17
	C	1	4	6	11	18	22	28

Fuse – type gG and GL

Luminaire	2A	4A	6A	10A	16A	20A	25A
MIZAR LED	0	4	8	11	21	29	42